

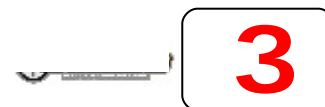
# **2014 ROAR ELECTRIC PAVED ON ROAD NATIONAL RESULTS**

**Incomplete A3 Mains are the result of a Rain-Out  
of this event and final results for those races were  
determined by the 2 A Main Results**

# VTA 25.5 Non-Timing (A1 Main) <sup>+</sup>

Round **5**

## 2014 ROAR Paved On-Road Nationals



Ser#2300 08/03/2014

Sponsor	Driver Name	Car	Pos	Laps	Race Time	Behind	Fast	Average Top 5	10	15	Q#
	Parsons, Cory	1	<b>1</b>	17	6:00.227		21.478	21.634	21.790	21.964	1
	Pepe III, Peter	5	<b>2</b>	17	6:03.334	3.107	21.732	21.913	21.970	22.078	5
	Parsons, Jarrett	2	<b>3</b>	17	6:03.661	3.434	21.447	21.711	21.818	22.080	2
	Bruce, Mchael	4	<b>4</b>	17	6:06.308	6.081	21.802	21.976	22.079	22.208	4
	Franklin, David	3	<b>5</b>	17	6:16.868	16.641	22.078	22.184	22.300	22.786	3
	Pendergraph, Steve	6	<b>6</b>	16	6:05.432		22.019	22.621	22.823	23.750	6
	Rojna, Greg	7	<b>7</b>	16	6:10.886	5.454	22.436	22.713	22.882	24.004	7
	DePinto, Joe	9	<b>8</b>	16	6:21.372	15.940	23.396	23.922	24.146	24.561	9
	Stephens, Robert	13	<b>9</b>	15	6:05.803		23.641	24.031	24.440		13
	Brant, Dustin	12	<b>10</b>	14	6:01.284		24.615	25.083	25.570		12
	Fraden, William	8	<b>11</b>	14	6:19.724	18.440	24.581	25.217	26.816		8
	Doherty, Bill	10	<b>12</b>	14	6:22.081	20.797	26.167	26.914	27.488		10
	Pepe IV, Peter	11	<b>13</b>	12	6:07.419		27.315	27.933	30.486		11

# VTA 25.5 Non-Timing (A2 Main) <sup>+</sup>

Round **5**

## 2014 ROAR Paved On-Road Nationals



Ser#2300 08/03/2014

Sponsor	Driver Name	Car	Pos	Laps	Race Time	Behind	Fast	Average Top 5	10	15	Q#
	Franklin, David	3	<b>1</b>	17	6:11.863		22.034	22.319	22.464	22.613	3
	Parsons, Cory	1	<b>2</b>	17	6:16.348	4.485	21.439	21.728	21.973	22.498	1
	Parsons, Jarrett	2	<b>3</b>	17	6:19.461	7.598	22.706	22.737	22.796	22.941	2
	Pepe III, Peter	5	<b>4</b>	17	6:23.248	11.385	22.490	22.551	22.708	22.881	5
	Pendergraph, Steve	6	<b>5</b>	16	6:00.225		22.566	22.682	22.900	23.309	6
	Rojna, Greg	7	<b>6</b>	16	6:15.037	14.812	23.062	23.443	23.705	24.272	7
	Stephens, Robert	13	<b>7</b>	16	6:18.562	18.337	23.724	23.858	24.024	24.381	13
	DePinto, Joe	9	<b>8</b>	15	6:07.744		23.987	24.288	24.709		9
	Doherty, Bill	10	<b>9</b>	15	6:25.337	17.593	25.318	25.649	26.117		10
	Brant, Dustin	12	<b>10</b>	14	6:12.824		24.866	25.504	26.362		12
	Pepe IV, Peter	11	<b>11</b>	13	6:08.444		26.686	27.468	28.831		11
	Fraden, William	8	<b>12</b>	7	2:37.015		23.932	24.224			8
	Bruce, Mchael	4	<b>13</b>	5	1:43.634		22.753				4

### Multiple Main Scores

2300

# VTA 25.5 Non-Timing (A2)

## 2014 ROAR Paved On-Road Nationals

Tie Breaker  
Combined Best 2 Runs Laps/Time



	Race #1			Race #2			Race #3			Tie Breaker				
	Pos	Laps	Time	Pos	Laps	Time	Pos	Laps	Time	#1	#2	#3	Total	Tie Breaker
1.	Parsons, Cory	1	17	6:00.227	2	17	6:16.348				1	2	3	34/736.575
2.	Parsons, Jarrett	3	17	6:03.661	3	17	6:19.461				3	3	6	34/743.122
3.	Pepe III, Peter	2	17	6:03.334	4	17	6:23.248				2	4	6	34/746.582
4.	Franklin, David	5	17	6:16.868	1	17	6:11.863				5	1	6	34/748.731
5.	Pendergraph, Steve	6	16	6:05.432	5	16	6:00.225				6	5	11	32/725.657
6.	Rojna, Greg	7	16	6:10.886	6	16	6:15.037				7	6	13	32/745.923
7.	Stephens, Robert	9	15	6:05.803	7	16	6:18.562				9	7	16	31/744.365

8.	DePinto, Joe	8	16	6:21.372	8	15	6:07.744		8	8	<b>16</b>	31/749.116
9.	Bruce, Michael	4	17	6:06.308	13	5	1:43.634					22/469.942
10.	Brant, Dustin	10	14	6:01.284	10	14	6:12.824					28/734.108
11.	Doherty, Bill	12	14	6:22.081	9	15	6:25.337		12	9	<b>21</b>	29/767.418
12.	Fraden, William	11	14	6:19.724	12	7	2:37.015		11	12	<b>23</b>	21/536.739
13.	Pepe IV, Peter	13	12	6:07.419	11	13	6:08.444		13	11	<b>24</b>	25/735.863

### Touring 13.5 Non-Timing (A1 Main)

Round **5**

#### 2014 ROAR Paved On-Road Nationals



Ser#2300 08/03/2014

Sponsor	Driver Name	Car	Pos	Laps	Race Time	Behind	Fast	Average Top 5	10	15	Q#
	Gray, Scotty	1	<b>1</b>	21	6:15.299		18.116	18.135	18.186	18.257	1
	Bergstrom, Kyle	3	<b>2</b>	20	6:00.765		18.138	18.233	18.347	18.422	3
	Burt, Mark	6	<b>3</b>	20	6:00.957	0.192	18.218	18.309	18.386	18.462	6
	Cyrul, Josh	2	<b>4</b>	20	6:01.048	0.283	18.017	18.162	18.260	18.338	2
	Parsons, Cory	5	<b>5</b>	20	6:08.176	7.411	18.580	18.604	18.635	18.694	5
	Horan, Bobby	7	<b>6</b>	20	6:10.686	9.921	18.616	18.699	18.765	18.833	7
	Bradley, TJ	9	<b>7</b>	20	6:11.867	11.102	18.498	18.607	18.673	18.748	9
	Bruce, Mchael	8	<b>8</b>	20	6:13.234	12.469	18.515	18.777	18.904	18.998	8
	Stellflue, Bob	4	<b>9</b>	20	6:14.117	13.352	18.527	18.579	18.650	18.792	4
	Schafer, Troy	10	<b>10</b>	11	3:34.229		18.911	19.358	20.511		10

### Touring 13.5 Non-Timing (A2 Main)

Round **5**

#### 2014 ROAR Paved On-Road Nationals



Ser#2300 08/03/2014

Sponsor	Driver Name	Car	Pos	Laps	Race Time	Behind	Fast	Average Top 5	10	15	Q#
	Gray, Scotty	1	<b>1</b>	21	6:17.331		17.886	18.070	18.237	18.362	1
	Cyrul, Josh	2	<b>2</b>	20	6:01.046		18.276	18.345	18.469	18.550	2
	Bergstrom, Kyle	3	<b>3</b>	20	6:01.922	0.876	18.358	18.425	18.510	18.564	3
	Burt, Mark	6	<b>4</b>	20	6:02.338	1.292	18.352	18.455	18.500	18.550	6
	Parsons, Cory	5	<b>5</b>	20	6:06.875	5.829	18.252	18.476	18.569	18.645	5
	Schafer, Troy	10	<b>6</b>	19	6:00.085		18.888	18.953	19.077	19.253	10
	Stellflue, Bob	4	<b>7</b>	19	6:01.396	1.311	18.811	18.848	18.939	19.069	4
	Bruce, Mchael	8	<b>8</b>	19	6:08.474	8.389	18.963	19.097	19.257	19.430	8
	Horan, Bobby	7	<b>9</b>	1	0:08.345						7
	Bradley, TJ	9	<b>10</b>	1	0:08.871	0.526					9

#### Multiple Main Scores

2300

### Touring 13.5 Non-Timing (A2)

#### 2014 ROAR Paved On-Road Nationals

Tie Breaker  
Combined Best 2 Runs Laps/Time



	Race #1			Race #2			Race #3			#1	#2	#3	Total	Tie Breaker
	Pos	Laps	Time	Pos	Laps	Time	Pos	Laps	Time					
1.	Gray, Scotty	1	21	6:15.299	1	21	6:17.331				1	1	<b>2</b>	42/752.630
2.	Bergstrom, Kyle	2	20	6:00.765	3	20	6:01.922				2	3	<b>5</b>	40/722.687
3.	Cyrul, Josh	4	20	6:01.048	2	20	6:01.046				4	2	<b>6</b>	40/722.094
4.	Burt, Mark	3	20	6:00.957	4	20	6:02.338				3	4	<b>7</b>	40/723.295
5.	Parsons, Cory	5	20	6:08.176	5	20	6:06.875				5	5	<b>10</b>	40/735.051
6.	Horan, Bobby	6	20	6:10.686	9	1	8.345				6	9	<b>15</b>	21/379.031

7. Stellflue, Bob	9	20	6:14.117	7	19	6:01.396		9	7	16	39/735.513
8. Bruce, Michael	8	20	6:13.234	8	19	6:08.474					39/741.708
9. Schafer, Troy	10	11	3:34.229	6	19	6:00.085					30/574.314
10. Bradley, TJ	7	20	6:11.867	10	1	8.871		7	10	17	21/380.738

### Touring 13.5 Non-Timing (B Main)<sup>+</sup>

Round **5**

#### 2014 ROAR Paved On-Road Nationals



**16**

Ser#2300 08/03/2014

Sponsor	Driver Name	Car	Pos	Laps	Race Time	Behind	Fast	Average Top 5	10	15	Q#
	Doseck, Chris	1	1	20	6:18.588		19.050	19.177	19.303	19.407	11
	Scrimo, Arthur	2	2	20	6:18.793	0.205	19.127	19.229	19.313	19.375	12
	Pendergraph, Steve	5	3	19	6:05.051		19.233	19.382	19.520	19.636	15
	Mchaels, Robbie	3	4	3	0:52.674		18.959				13
	DeSoto, Joaquin	4	5	0							14

### Touring 13.5 Non-Timing (A3 Main)<sup>+</sup>

Round **5**

#### 2014 ROAR Paved On-Road Nationals



**19**

Ser#2300 08/03/2014

Sponsor	Driver Name	Car	Pos	Laps	Race Time	Behind	Fast	Average Top 5	10	15	Q#
	Bergstrom, Kyle	3	1	21	6:16.478		18.074	18.187	18.245	18.311	3
	Burt, Mark	6	2	21	6:17.737	1.259	18.068	18.233	18.322	18.388	6
	Cyrul, Josh	2	3	20	6:00.462		18.250	18.275	18.341	18.468	2
	Parsons, Cory	5	4	20	6:00.592	0.130	18.146	18.247	18.330	18.421	5
	Stellflue, Bob	4	5	20	6:03.354	2.892	18.332	18.441	18.503	18.590	4
	Horan, Bobby	7	6	20	6:04.735	4.273	18.279	18.381	18.489	18.584	7
	Bradley, TJ	9	7	20	6:14.373	13.911	18.228	18.536	18.668	18.841	9
	Schafer, Troy	10	8	20	6:14.789	14.327	18.538	18.777	18.915	19.022	10
	Bruce, Mchael	8	9	19	6:01.690		18.629	18.710	18.841	19.153	8
	Gray, Scotty	1	10	0							1

Multiple Main Scores

2300

### Touring 13.5 Non-Timing (A3)

#### 2014 ROAR Paved On-Road Nationals

Tie Breaker  
Combined Best 2 Runs Laps/Time



	Race #1			Race #2			Race #3			#1	#2	#3	Total	Tie Breaker
	Pos	Laps	Time	Pos	Laps	Time	Pos	Laps	Time					
1. Gray, Scotty	1	21	6:15.299	1	21	6:17.331				1	1	10	2	42/752.630
2. Bergstrom, Kyle	2	20	6:00.765	3	20	6:01.922	1	21	6:16.478	2	3	1	3	41/737.243
3. Burt, Mark	3	20	6:00.957	4	20	6:02.338	2	21	6:17.737	3	4	2	5	41/738.694
4. Cyrul, Josh	4	20	6:01.048	2	20	6:01.046	3	20	6:00.462	4	2	3	5	40/721.508
5. Parsons, Cory	5	20	6:08.176	5	20	6:06.875	4	20	6:00.592	5	5	4	9	40/727.467
6. Horan, Bobby	6	20	6:10.686	9	1	8.345	6	20	6:04.735	6	9	6	12	40/735.421
7. Stellflue, Bob	9	20	6:14.117	7	19	6:01.396	5	20	6:03.354	9	7	5	12	39/724.750
8. Bradley, TJ	7	20	6:11.867	10	1	8.871	7	20	6:14.373	7	10	7	14	40/746.240
9. Schafer, Troy	10	11	3:34.229	6	19	6:00.085	8	20	6:14.789	10	6	8	14	39/734.874
10. Bruce, Michael	8	20	6:13.234	8	19	6:08.474	9	19	6:01.690	8	8	9	16	39/741.708

# Touring 17.5 Non-Timing (A1 Main)<sup>+</sup>

Round **5**

## 2014 ROAR Paved On-Road Nationals

Ser#2300 08/03/2014

Sponsor	Driver Name	Car	Pos	Laps	Race Time	Behind	Fast	Average Top 5	10	15	Q#
	Gray, Scotty	1	<b>1</b>	20	6:05.616		18.316	18.549	18.709	18.804	1
	Parsons, Cory	2	<b>2</b>	20	6:10.031	4.415	18.362	18.652	18.799	18.930	2
	Burt, Mark	3	<b>3</b>	20	6:16.526	10.910	18.563	18.794	18.964	19.093	3
	Harrison, Austin	4	<b>4</b>	20	6:17.553	11.937	18.923	19.093	19.210	19.315	4
	Parsons, Jarrett	8	<b>5</b>	20	6:17.574	11.958	18.816	19.082	19.194	19.282	8
	Bruce, Michael	6	<b>6</b>	20	6:18.569	12.953	19.016	19.138	19.242	19.330	6
	Franklin, David	9	<b>7</b>	19	6:05.109		19.184	19.355	19.454	19.556	9
	Flassig, Jeff	10	<b>8</b>	17	5:33.647		19.645	19.770	19.836	20.075	10
	Horan, Bobby	5	<b>9</b>	9	2:54.644		19.020	19.276			5
	Cooper, Robert	7	<b>10</b>	6	1:57.834		18.884	21.810			7

**5**

# Touring 17.5 Non-Timing (A2 Main)<sup>+</sup>

Round **5**

## 2014 ROAR Paved On-Road Nationals

Ser#2300 08/03/2014

Sponsor	Driver Name	Car	Pos	Laps	Race Time	Behind	Fast	Average Top 5	10	15	Q#
	Gray, Scotty	1	<b>1</b>	20	6:15.075		18.965	18.985	19.130	19.245	1
	Bruce, Michael	6	<b>2</b>	19	6:00.925		19.206	19.266	19.363	19.438	6
	Harrison, Austin	4	<b>3</b>	19	6:00.927	0.002	18.986	19.085	19.194	19.329	4
	Horan, Bobby	5	<b>4</b>	19	6:04.663	3.738	18.906	19.066	19.232	19.371	5
	Flassig, Jeff	10	<b>5</b>	19	6:08.374	7.449	19.375	19.569	19.731	19.842	10
	Parsons, Jarrett	8	<b>6</b>	19	6:08.505	7.580	18.975	19.059	19.186	19.440	8
	Franklin, David	9	<b>7</b>	19	6:09.606	8.681	19.375	19.491	19.599	19.760	9
	Parsons, Cory	2	<b>8</b>	7	2:09.086		19.435	19.652			2
	Burt, Mark	3	<b>9</b>	6	1:42.915		18.645	19.035			3
	Cooper, Robert	7	<b>10</b>	2	0:28.072		19.522				7



**13**

### Multiple Main Scores

2300

# Touring 17.5 Non-Timing (A2)

## 2014 ROAR Paved On-Road Nationals

Tie Breaker  
Combined Best 2 Runs Laps/Time


	Race #1			Race #2			Race #3			#1	#2	#3	Total	Tie Breaker
	Pos	Laps	Time	Pos	Laps	Time	Pos	Laps	Time					
1. Gray, Scotty	1	20	6:05.616	1	20	6:15.075				1	1	<b>2</b>	40/740.691	
2. Harrison, Austin	4	20	6:17.553	3	19	6:00.927				4	3	<b>7</b>	39/738.480	
3. Bruce, Michael	6	20	6:18.569	2	19	6:00.925				6	2	<b>8</b>	39/739.494	
4. Parsons, Cory	2	20	6:10.031	8	7	2:09.086				2	8	<b>10</b>	27/499.117	
5. Parsons, Jarrett	5	20	6:17.574	6	19	6:08.505				5	6	<b>11</b>	39/746.079	
6. Burt, Mark	3	20	6:16.526	9	6	1:42.915				3	9	<b>12</b>	26/479.441	
7. Flassig, Jeff	8	17	5:33.647	5	19	6:08.374				8	5	<b>13</b>	36/702.021	
8. Horan, Bobby	9	9	2:54.644	4	19	6:04.663				9	4	<b>13</b>	28/539.307	
9. Franklin, David	7	19	6:05.109	7	19	6:09.606				7	7	<b>14</b>	38/734.715	
10. Cooper, Robert	10	6	1:57.834	10	2	28.072				10	10	<b>20</b>	8/145.906	



# Touring 17.5 Non-Timing (B Main)<sup>+</sup>

Round 5

## 2014 ROAR Paved On-Road Nationals



Ser#2300 08/03/2014

Sponsor	Driver Name	Car	Pos	Laps	Race Time	Behind	Fast	Average Top 5	10	15	Q#
	Hall, Allen	3	1	18	6:02.148		20.397	20.486	20.588	20.748	13
	Fawcett, Justin	5	2	18	6:03.863	1.715	20.273	20.391	20.511	20.620	15
	Sova, Andy	6	3	18	6:07.156	5.008	20.261	20.565	20.724	20.942	16
	Pendergraph, Steve	1	4	18	6:07.517	5.369	19.941	20.110	20.245	20.486	11
	Santos, Gilberto	8	5	18	6:07.835	5.687	20.231	20.392	20.585	20.831	18
	Martinez, George	2	6	18	6:09.852	7.704	19.795	19.961	20.228	20.636	12
	Coburn, Mke	4	7	18	6:11.943	9.795	20.049	20.267	20.403	20.715	14
	Harrison, Ron	7	8	18	6:14.209	12.061	20.379	20.585	20.752	21.166	17
	Brant, Dustin	9	9	17	6:16.743		21.641	22.042	22.337	22.771	19

## 1-12 Modified (A1 Main)

Round 5

## 2014 ROAR Paved On-Road Nationals



Ser#2300 08/03/2014

Sponsor	Driver Name	Car	Pos	Laps	Race Time	Behind	Fast	Average Top 5	10	15	Q#
	Cyrul, Josh	1	1	31	8:10.579		15.412	15.603	15.717	15.853	1
	Vera, Dave	2	2	30	8:06.161		15.996	16.190	16.260	16.340	2
	Doseck, Chris	3	3	30	8:17.352	11.191	16.299	16.420	16.548	16.623	3
	Doherty, Andrew	4	4	29	8:02.981		16.240	16.498	16.661	16.764	4
	Wang, JJ	5	5	0							5

## 1-12 Modified (A2 Main)

Round 5

## 2014 ROAR Paved On-Road Nationals



Ser#2300 08/03/2014

Sponsor	Driver Name	Car	Pos	Laps	Race Time	Behind	Fast	Average Top 5	10	15	Q#
	Cyrul, Josh	1	1	31	8:12.755		15.771	15.877	15.946	16.017	1
	Vera, Dave	2	2	30	8:12.677		16.310	16.450	16.538	16.599	2
	Doherty, Andrew	4	3	29	8:08.949		16.483	16.675	16.834	16.934	4
	Wang, JJ	5	4	29	8:15.601	6.652	15.862	16.126	16.418	16.634	5
	Doseck, Chris	3	5	28	8:06.946		17.005	17.060	17.144	17.211	3

### Multiple Main Scores

2300

## 1-12 Modified (A2)

### 2014 ROAR Paved On-Road Nationals

Tie Breaker  
Combined Best 2 Runs Laps/Time

	Race #1			Race #2			Race #3			Tie Breaker				
	Pos	Laps	Time	Pos	Laps	Time	Pos	Laps	Time	#1	#2	#3	Total	Tie Breaker
1. Cyrul, Josh	1	31	8:10.579	1	31	8:12.755				1	1		2	62/983.334
2. Vera, Dave	2	30	8:06.161	2	30	8:12.677				2	2		4	60/978.838
3. Doherty, Andrew	4	29	8:02.981	3	29	8:08.949				4	3		7	58/971.930
4. Doseck, Chris	3	30	8:17.352	5	28	8:06.946				3	5		8	58/984.298
5. Wang, JJ	5	0	0.000	4	29	8:15.601				5	4		9	29/495.601

# World GT 13.5 Non-Timing (A1 Main)

Round 5

## 2014 ROAR Paved On-Road Nationals



Ser#2300 08/03/2014

Sponsor	Driver Name	Car	Pos	Laps	Race Time	Behind	Fast	Average Top 5	10	15	Q#
	Cyrul, Josh	1	1	20	6:10.686		18.729	18.832	18.934	19.025	1
	Vera, Dave	2	2	20	6:15.295	4.609	19.113	19.204	19.241	19.280	2
	Duncan, Dave	5	3	19	6:04.664		19.565	19.618	19.659	19.733	5
	Martinez, George	3	4	19	6:14.905	10.241	19.337	19.441	19.541	19.830	3
	Morris, Robert	4	5	18	6:00.809		19.838	19.904	19.987	20.126	4
	Maturo, Jeffrey	9	6	18	6:03.053	2.244	20.023	20.183	20.392	20.619	9
	Moss, Ken	6	7	18	6:03.748	2.939	19.799	19.956	20.195	20.551	6
	Pepe III, Pete	8	8	6	2:05.411		20.624	23.192			8
	Halbrehder, Jay	7	9	0							7
	Fraden, William	10	10	0							10

# World GT 13.5 Non-Timing (A2 Main)

Round 5

## 2014 ROAR Paved On-Road Nationals



Ser#2300 08/03/2014

Sponsor	Driver Name	Car	Pos	Laps	Race Time	Behind	Fast	Average Top 5	10	15	Q#
	Cyrul, Josh	1	1	20	6:08.665		18.463	18.664	18.834	18.943	1
	Vera, Dave	2	2	20	6:13.313	4.648	19.034	19.082	19.151	19.204	2
	Martinez, George	3	3	19	6:15.162		19.823	19.864	19.959	20.130	3
	Moss, Ken	6	4	18	6:01.507		19.827	20.183	20.413	20.602	6
	Morris, Robert	4	5	18	6:05.295	3.788	19.512	19.626	19.830	20.178	4
	Fraden, William	10	6	18	6:17.327	15.820	20.612	20.768	20.946	21.303	10
	Maturo, Jeffrey	9	7	18	6:17.945	16.438	20.577	20.755	20.890	21.209	9
	Pepe III, Pete	8	8	17	6:00.521		20.625	20.769	21.016	21.594	8
	Duncan, Dave	5	9	10	3:24.311		20.208	20.464			5
	Halbrehder, Jay	7	10	0							7

### Multiple Main Scores

2300

# World GT 13.5 Non-Timing (A2)

## 2014 ROAR Paved On-Road Nationals

Tie Breaker  
Combined Best 2 Runs Laps/Time

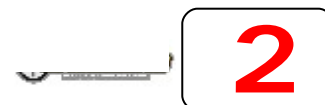


	Race #1			Race #2			Race #3			#1	#2	#3	Total	Tie Breaker
	Pos	Laps	Time	Pos	Laps	Time	Pos	Laps	Time					
1. Cyrul, Josh	1	20	6:10.686	1	20	6:08.665				1	1	2	40/739.351	
2. Vera, Dave	2	20	6:15.295	2	20	6:13.313				2	2	4	40/748.608	
3. Martinez, George	4	19	6:14.905	3	19	6:15.162				4	3	7	38/750.067	
4. Morris, Robert	5	18	6:00.809	5	18	6:05.295				5	5	10	36/726.104	
5. Moss, Ken	7	18	6:03.748	4	18	6:01.507				7	4	11	36/725.255	
6. Duncan, Dave	3	19	6:04.664	9	10	3:24.311				3	9	12	29/568.975	
7. Maturo, Jeffrey	6	18	6:03.053	7	18	6:17.945				6	7	13	36/740.998	
8. Pepe III, Pete	8	6	2:05.411	8	17	6:00.521				8	8	16	23/485.932	
9. Fraden, William	10	0	0.000	6	18	6:17.327				10	6	16	18/377.327	
10. Halbrehder, Jay	9	0	0.000	10						9	10	19	0/0.000	

# 1-12 13.5 Non-Timing (A1 Main)<sup>+</sup>

Round 5

## 2014 ROAR Paved On-Road Nationals



Ser#2300 08/03/2014

Sponsor	Driver Name	Car	Pos	Laps	Race Time	Behind	Fast	Average Top 5	10	15	Q#
	Boice, Stephen	1	1	27	8:14.006		18.397	18.461	18.507	18.543	1
	Duncan, Dave	2	2	26	8:05.773		18.820	18.834	18.879	18.939	2
	Morris, Robert	3	3	26	8:06.162	0.389	18.576	18.665	18.755	18.816	3
	Martinez, George	4	4	26	8:12.708	6.935	19.020	19.057	19.127	19.200	4
	Moss, Ken	5	5	24	8:07.462		19.211	19.502	19.681	19.840	5
	Maturo, Jeffrey	6	6	24	8:09.397	1.935	19.615	19.747	19.886	20.012	6
	Halbrehder, Jay	7	7	22	8:13.347		20.517	20.770	21.095	21.467	7
	Brant, Dustin	8	8	0							8

# 1-12 13.5 Non-Timing (A2 Main)<sup>+</sup>

Round 5

## 2014 ROAR Paved On-Road Nationals



Ser#2300 08/03/2014

Sponsor	Driver Name	Car	Pos	Laps	Race Time	Behind	Fast	Average Top 5	10	15	Q#
	Boice, Stephen	1	1	27	8:10.467		18.153	18.242	18.359	18.443	1
	Duncan, Dave	2	2	27	8:17.068	6.601	18.217	18.388	18.475	18.576	2
	Martinez, George	4	3	25	8:15.396		18.997	19.122	19.185	19.302	4
	Maturo, Jeffrey	6	4	24	8:02.127		19.639	19.972	20.107	20.211	6
	Halbrehder, Jay	7	5	24	8:10.241	8.114	19.847	19.943	20.150	20.378	7
	Moss, Ken	5	6	24	8:13.770	11.643	19.736	20.108	20.296	20.439	5
	Morris, Robert	3	7	23	7:18.844		18.596	18.761	18.850	18.939	3
	Brant, Dustin	8	8	0							8

Multiple Main Scores

2300

# 1-12 13.5 Non-Timing (A2)

## 2014 ROAR Paved On-Road Nationals

Tie Breaker  
Combined Best 2 Runs Laps/Time

	Race #1			Race #2			Race #3			Tie Breaker				
	Pos	Laps	Time	Pos	Laps	Time	Pos	Laps	Time	#1	#2	#3	Total	Tie Breaker
1. Boice, Stephen	1	27	8:14.006	1	27	8:10.467				1	1		2	54/984.473
2. Duncan, Dave	2	26	8:05.773	2	27	8:17.068				2	2		4	53/982.841
3. Martinez, George	4	26	8:12.708	3	25	8:15.396				4	3		7	51/988.104
4. Morris, Robert	3	26	8:06.162	7	23	7:18.844				3	7		10	49/925.006
5. Maturo, Jeffrey	6	24	8:09.397	4	24	8:02.127				6	4		10	48/971.524
6. Moss, Ken	5	24	8:07.462	6	24	8:13.770				5	6		11	48/981.232
7. Halbrehder, Jay	7	22	8:13.347	5	24	8:10.241				7	5		12	46/983.588
8. Brant, Dustin	8	0	0.000	8						8	8		16	0/0.000



## Touring Modified (A1 Main)

+

Round **5**

### 2014 ROAR Paved On-Road Nationals

Ser#2300 08/03/2014

Sponsor	Driver Name	Car	Pos	Laps	Race Time	Behind	Fast	Average Top 5	10	15	Q#
	Hohwart, Rick	1	<b>1</b>	22	6:15.008		17.150	17.297	17.355	17.411	1
	Lemieux, Paul	4	<b>2</b>	22	6:15.843	0.835	17.035	17.197	17.299	17.377	4
	Hardman, Andrew	3	<b>3</b>	22	6:17.249	2.241	17.215	17.311	17.385	17.464	3
	Wang, JJ	2	<b>4</b>	21	6:00.500		17.159	17.277	17.351	17.406	2
	Hebert, Keven	5	<b>5</b>	21	6:00.919	0.419	17.373	17.466	17.531	17.576	5
	Apolaro, DJ	9	<b>6</b>	21	6:11.975	11.475	17.622	17.722	17.807	17.884	9
	Law, Felix	7	<b>7</b>	21	6:12.704	12.204	17.006	17.313	17.453	17.629	7
	Bergstrom, Kyle	10	<b>8</b>	21	6:14.218	13.718	17.473	17.557	17.706	17.838	10
	Weiss, Steve	8	<b>9</b>	21	6:14.522	14.022	17.867	17.939	17.986	18.031	8
	Cyrul, Josh	6	<b>10</b>	2	0:34.201		25.861				6

**7**

## Touring Modified (C Main)

+

Round **5**

### 2014 ROAR Paved On-Road Nationals

Ser#2300 08/03/2014

Sponsor	Driver Name	Car	Pos	Laps	Race Time	Behind	Fast	Average Top 5	10	15	Q#
	Boice, Stephen	2	<b>1</b>	20	6:11.727		18.535	18.678	18.788	18.910	22
	Pickthall, Dennis	4	<b>2</b>	20	6:12.519	0.792	18.414	18.529	18.736	18.865	24
	Vega, Frank	1	<b>3</b>	0							21
	DeSoto, Joaquin	3	<b>4</b>	0							23



**8**

## Touring Modified (A2 Main)

+

Round **5**

### 2014 ROAR Paved On-Road Nationals

Ser#2300 08/03/2014

Sponsor	Driver Name	Car	Pos	Laps	Race Time	Behind	Fast	Average Top 5	10	15	Q#
	Lemieux, Paul	4	<b>1</b>	22	6:17.738		17.311	17.355	17.425	17.483	4
	Hohwart, Rick	1	<b>2</b>	21	6:00.636		17.378	17.455	17.546	17.608	1
	Law, Felix	7	<b>3</b>	21	6:09.025	8.389	17.475	17.554	17.640	17.729	7
	Hebert, Keven	5	<b>4</b>	21	6:09.278	8.642	17.408	17.549	17.666	17.781	5
	Apolaro, DJ	9	<b>5</b>	21	6:12.756	12.120	17.644	17.737	17.909	17.998	9
	Bergstrom, Kyle	10	<b>6</b>	21	6:19.469	18.833	17.784	17.924	18.010	18.090	10
	Wang, JJ	2	<b>7</b>	20	5:42.760		17.151	17.298	17.410	17.492	2
	Weiss, Steve	8	<b>8</b>	20	6:06.520	23.760	18.039	18.092	18.166	18.260	8
	Cyrul, Josh	6	<b>9</b>	19	5:40.201		17.880	18.007	18.121	18.234	6
	Hardman, Andrew	3	<b>10</b>	17	4:57.995		17.513	17.549	17.628	17.858	3



**15**

Multiple Main Scores

2300

## Touring Modified (A2)

### 2014 ROAR Paved On-Road Nationals

Tie Breaker  
Combined Best 2 Runs Laps/Time

	Race #1			Race #2			Race #3			#1	#2	#3	Total	Tie Breaker
	Pos	Laps	Time	Pos	Laps	Time	Pos	Laps	Time					
1. Lemieux, Paul	2	22	6:15.843	1	22	6:17.738				2	1	<b>3</b>	44/753.581	
2. Hohwart, Rick	1	22	6:15.008	2	21	6:00.636				1	2	<b>3</b>	43/735.644	
3. Hebert, Keven	5	21	6:00.919	4	21	6:09.278				5	4	<b>9</b>	42/730.197	
4. Law, Felix	7	21	6:12.704	3	21	6:09.025				7	3	<b>10</b>	42/741.729	



5.	Apolaro, DJ	6	21	6:11.975	5	21	6:12.756		6	5	11	42/744.731
6.	Wang, JJ	4	21	6:00.500	7	20	5:42.760					41/703.260
7.	Hardman, Andrew	3	22	6:17.249	10	17	4:57.995					39/675.244
8.	Bergstrom, Kyle	8	21	6:14.218	6	21	6:19.469		8	6	14	42/753.687
9.	Weiss, Steve	9	21	6:14.522	8	20	6:06.520		9	8	17	41/741.042
10.	Cyru, Josh	10	2	34.201	9	19	5:40.201		10	9	19	21/374.402

*Touring Modified (B Main)*

+

Round **5**

2014 ROAR Paved On-Road Nationals



**18**

Ser#2300 08/03/2014

Sponsor	Driver Name	Car	Pos	Laps	Race Time	Behind	Fast	Average Top 5	10	15	Q#
	Doherty, Andrew	7	1	21	6:15.137		17.873	18.018	18.098	18.167	17
	Lino, Rino	6	2	21	6:15.657	0.520	17.386	17.881	18.049	18.171	16
	Vera, Dave	8	3	21	6:17.205	2.068	17.812	17.939	18.027	18.100	18
	Bradley, TJ	4	4	20	6:04.867		18.011	18.063	18.188	18.331	14
	Cochran, Sean	3	5	20	6:09.224	4.357	17.842	17.926	18.022	18.257	13
	Passehl, Lee	9	6	20	6:10.974	6.107	18.098	18.204	18.339	18.494	19
	Scrimo, Arthur	10	7	19	6:02.929		18.433	18.615	18.754	18.984	20
	Gordinho, Fernando	1	8	19	6:05.738	2.809	18.064	18.248	18.431	18.808	11
	Amezcu, Travis	5	9	16	4:57.335		18.081	18.176	18.303	19.167	15
	Hubbard, Fred	2	10	2	0:33.066		22.085				12